


RESI-2RI-MODBUS, RESI-2RI-ASCII

Our ultra slim IO module with two digital inputs for 10-250Vac/dc



Our series of ultra-slim IO modules (only 17.5mm width!) is designed for remote applications, to collect or control only a few IO signals. All our modules communicate with a RS232 or RS485 interface via MODBUS/RTU slave protocol. Our RESI-xx-ASCII series offers additionally a text oriented ASCII protocol.

Those modules are suitable for building automation tasks like the collection of ready or fault indications of cooling systems, UPS systems, pump stations, or other equipment in a building. The modules can also evaluate the position of a valve or a damper. Ideal for remote switches or pushbuttons for applications in the field of light, blind or HVAC control.



RESI-2RI-MODBUS

MODBUS/RTU module to collect 2 digital inputs for 10..250Vac/dc signals via serial bus, Host communication: via RS232 or RS485 with MODBUS/RTU slave protocol, Host baud rates: 9600, 19200, 38400 or 57600Bd, no, even or odd parity, 8 data bits, 1 stop bit, Digital inputs and serial RS232/RS85 interface are galvanic isolated, Digital inputs: Voltage: 10..250Vac/dc, Input current per channel: ~1.9mA, Configuration and testing of module with free PC software MODBUS configurator, Weight: 55g, Dimension (LxWxH): 17,5x90x58mm, Power supply: 12-48V=, Power consumption: <0.5W, Mountable onto a EN50022 DIN rail.

RESI-2RI-ASCII

MODBUS/RTU or ASCII module to collect 2 digital inputs for 10..250Vac/dc signals via serial bus, Host communication: via RS232 or RS485 with simple ASCII strings or MODBUS/RTU slave protocol, Host baud rates: 9600, 19200, 38400 or 57600Bd, no, even or odd parity, 8 data bits, 1 stop bit, Digital inputs and serial RS232/RS85 interface are galvanic isolated, Digital inputs: Voltage: 10..250Vac/dc, Input current per channel: ~1.9mA, Configuration and testing of module with free PC software MODBUS configurator, Weight: 55g, Dimension (LxWxH): 17,5x90x58mm, Power supply: 12-48V=, Power consumption: <0.5W, Mountable onto a EN50022 DIN rail.

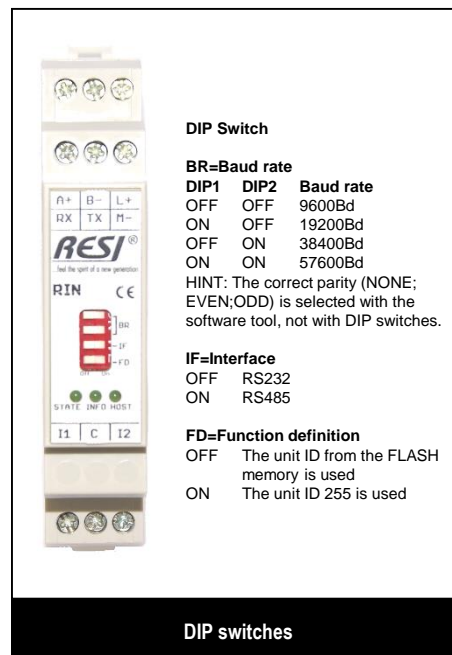
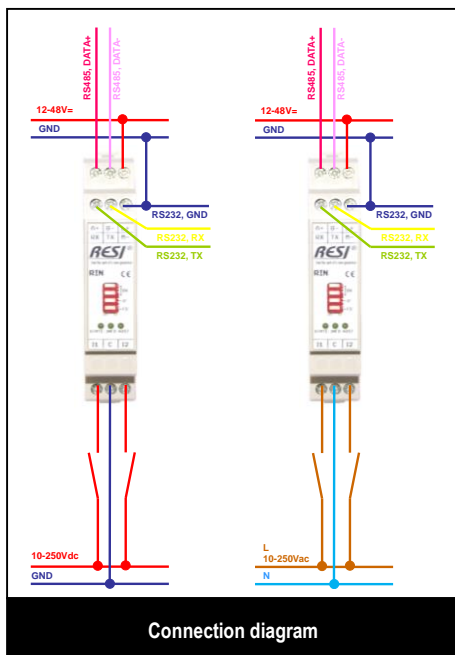
Reset Counters

Modbus address: 255 Modbus parity: NONE HELP

Register	Value	Comment
4x0001	0x0001,1	Current status of I1
4x0002	0x0000,0	Current status of I2
4x0003	0x0001,1	Current status of I2+I1 (Bit 1=I2,0=I1)
4x0004	0x0000,0	Current negated status of I1
4x0005	0x0001,1	Current negated status of I2
4x0006	0x0002,2	Current negated status of I2+I1 (Bit 1=neg I2,0=neg I1)
4x0007	0x0001,1	Binary OR between I2 and I1
4x0008	0x0001,1	Binary XOR between I2 and I1
4x0009	0x0000,0	Binary AND between I2 and I1
4x0051	0x0001,1	Counter of rising edges on I1
4x0052	0x0000,0	Counter of falling edges on I1
4x0053	0x0002,2	Counter of rising edges on I2
4x0054	0x0002,2	Counter of falling edges on I2
0x0001	0x0001,1	Current status of I1
0x0002	0x0000,0	Current status of I2
0x0003	0x0000,0	Current negated status of I1
0x0004	0x0001,1	Current negated status of I2
0x0005	0x0001,1	Binary OR between I2 and I1
0x0006	0x0001,1	Binary XOR between I2 and I1
0x0007	0x0000,0	Binary AND between I2 and I1

RESI-MODBUS-CONFIGURATOR

Consisting of a free of charge software to configure our IO modules. Download from our homepage www.RESI.cc.



- ### AT A GLANCE
- Ultra-slim module size: Only 17.5mm width
 - Host communication: via RS232 or RS485 with MODBUS/RTU or ASCII serial protocol
 - Host baud rates: 9600, 19200, 38400 or 57600Bd, no, even or odd parity, 8 data bits, 1 stop bit
 - 2 digital inputs for 10..250Vac/dc signals
 - Power supply: 12-48V=
 - Power consumption: <0.5W
 - Size (LxWxH): 17.5x90x58mm
 - Mountable onto a EN50022 DIN rail