



BradCommunications™ SST™ DeviceNet™ Interfaces provide high-performance control and the support required for your DeviceNet applications.

3rd Generation SST Interfaces

For Controlling and Monitoring DeviceNet Applications

Features

- High performance - DeviceNet protocol executed on the card
- Diagnostic LEDs
- UCM (Unconnected Message Manager) capable; Group 1, 2, and 3 dynamic explicit connections supported
- Provides simultaneous execution of Group 2 Client (Master) and Server (Slave) operation
- Supports all DeviceNet standard baud rates: 125, 250, and 500 Kbaud
- Supports Poll, Strobe, Change of State (COS) and Cyclic I/O messaging
- Supports fragmented Explicit and I/O messages
- Provides Client (Master) explicit messaging to slave devices

OS and Drivers Supported

- Microsoft Windows NT4 / 2000 / XP drivers
- The Console; a grouping of software tools including OPC server configuration and diagnostic tools
- Open, documented memory map interface with example C source code and Windows 32-bit DLLs for custom driver development



BradCommunications SST
PCI bus DeviceNet interface



Overview

BradCommunications SST network interface cards are ideal for applications where high-performance control and reliability are required. Backed by superior support and service, BradCommunications network interfaces support a wide range of network protocols and bus formats.

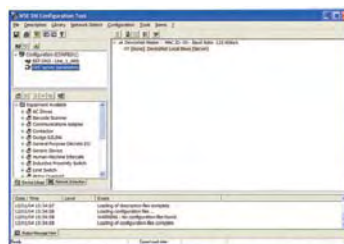
BradCommunications SST network interface cards for DeviceNet can be found in many applications including:

- Operator Interface
- Human-Machine Interface
- PC Control
- Device Development
- Network Diagnostics

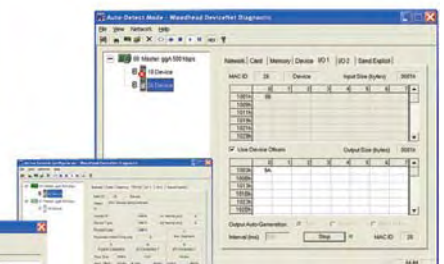
BradCommunications SST network interface cards for DeviceNet undergo DeviceNet conformance testing and support DeviceNet specifications; including all DeviceNet standard baud rates, Poll, Strobe, Change of State (COS) and Cyclic I/O messaging.

Software Tools

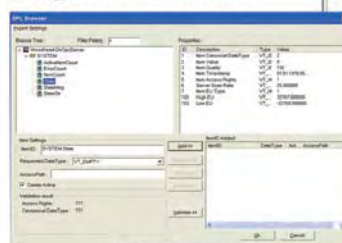
Software available for the SST DeviceNet Interface Cards enables fast integration of industrial communication into your application.



Configuration Console



Diagnostic and Test Tools



OPC Browser



Hardware Specifications

	PCI	PC/104	VME
Bus Interface	32-bit, 33 MHz, PCI universal 3.3/5V interface (compliant signaling with PCI v2.2)	16-bit PC/104 interface (compliant with PC/104, spec 2.3)	16-bit data, 24-bit address (compliant with VME64 (VITA 1.1 1997))
Processor	66 MHz ColdFire, per channel		
Memory	128 bytes for PCI configuration	256 KB of shared RAM per channel	
Diagnostics	Bi-color LEDs showing card status PCI: health, communication PC/104, VME: power, health, communication		
Interrupts	Hardware Plug & Play (32 Kbytes used per card)	Software selectable level IRQ 2/9,5,7,10,11,12,15; standard TTL drive	DIP switch selectable level IRQ 1-7
Dimensions (LxW)	Standard half-length	9.588 cm x 9.017 cm (3.775 in x 3.550 in)	23.335 cm x 15.9995 cm (9.187 in x 6.299 in)
Consumption	5.2 W	5.0 W	2.5W per channel 1=2.5 W, 2=5 W, 4=10 W
Typical Current Draw	+5V, ± 5 % 1.03 A (2 channel)	+5V, ± 5 %, 1000 mA 2 channel	500 mA per channel, 1=500 mA, 2=1 A, 4=2 A
Voltage Requirements	5 V		
Addressing: Memory	A 256 Kbytes window available per channel	256K in a window of 8K, 16K, 32K, 64K, 128K or 256K bytes on even window boundary between 512K and 1Mb	256K in a window of 8K, 16K, 32K, 64K, 128K or 256K bytes on even window boundary between 0 and 16Mb
Addressing: I/O	8 bytes allocated per channel	8 bytes on any even 8-bit boundary from 200h-2F8h or 600h-6F8h	16 bytes on any odd 16-bit boundary from 0 to 0xfc00
Operating Temperature	0° C (32° F) up to +55° C (131° F)		
Storage Temperature	-40° C (-40° F) up to +85° C (185° F)		
Humidity	5% to 95% non-condensing		
Network Specifications			
Protocol	DeviceNet™ Master – Group 2 Client, Group 2 only Client DeviceNet Slave – Group 2 Server CAN 2.0 B Isolated CAN physical layer on each channel		
Cable	Shielded twisted pair, compatible with target network		
Connector	DeviceNet compliant 5-pin CAN connector		
External Power	11-24 VDC, 50 mA typical		
Isolation	500 V		
Data Rate	Up to 1 Mbaud for CAN 125K, 250K and 500K baud for DeviceNet		
RoHS Compliant	Yes	Coming soon	Coming soon

Ordering Information

Part Number	Product Description	Other Related Products
SST-DN3-PCU-1	DeviceNet card, Universal PCI bus (3.3V / 5V), 1 channel	IP67 and IP20 DeviceNet Switches Gateway Solutions Cable Assemblies Diagnostic Tools Network Interfaces
SST-DN3-PCU-2	DeviceNet card, Universal PCI bus (3.3V / 5V), 2 channels	
SST-DN3-104-1	DeviceNet card, PC/104, 1 channel	
SST-DN3-104-2	DeviceNet card, PC/104, 2 channels	
SST-DN3-VME-1	DeviceNet card, VME, 1 channel	
SST-DN3-VME-2	DeviceNet card, VME, 2 channels	
SST-DN3-VME-4	DeviceNet card, VME, 4 channels	
SST-DN3-DIA†	DeviceNet diagnostic tool	
SST-DN3-CNF-U	DeviceNet software console with USB key (includes network analyzer)	
SST-DN3-CNF-P	DeviceNet software console with parallel port key (includes network analyzer)	
SST-DN3-OPC	OPC Data Server software (must purchase at least one SST- DN3-CNF)	

† Included with SST-DN3 interface cards

To contact us: www.woodhead.com

Reference Number: DW2006148 Date Published: June 2006

Brad Communications™
from Woodhead Industries

North America: US +1 800 225 7724 -Canada, +1 519 725 5136

Europe: France, +33 2 32 96 04 20 – Germany, +49 711 782 3740 – Italy, +39 010 59 30 77 – United Kingdom, +44 1495 356300

Asia: China, +86 21-5835-9885 – Singapore, +65-6261-6533 – Japan, +81-3-5791-4621

Brad Communications and SST are trademarks of Woodhead Industries, Inc. © 2006 Woodhead Industries, Inc.

Distribución: **ER-SOFT, S.A.** Email: er@er-soft.com, Tel: +34 916 408 408