

Selection Guide

Threshold relays

Process signal converters/isolators

Temperature converters

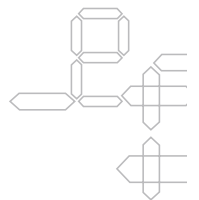
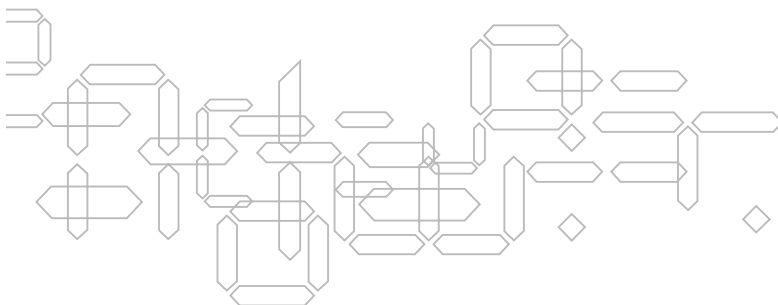
Process signal to pulse frequency converters/isolators

Pulse frequency to process signal converters/isolators




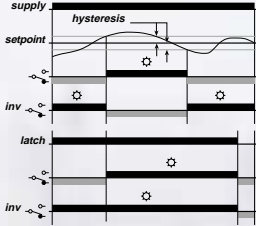
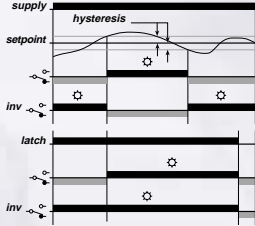
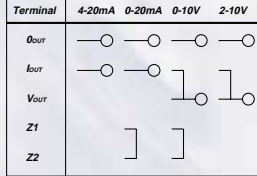
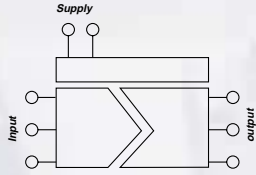
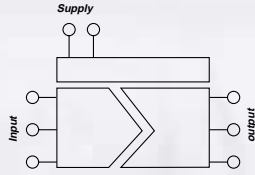
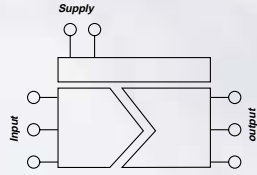
Resistance to process signal converters/isolators





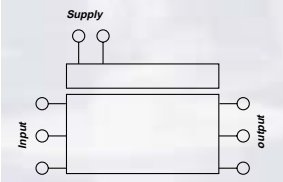
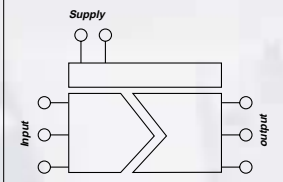
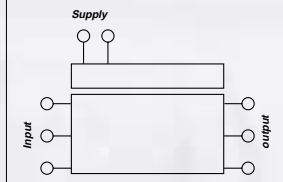
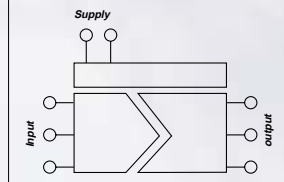
Current to process signal converters/isolators

Programmable transmitters/isolators



Selection Guide

																					
Type	PXL-10 Threshold relay for process signal. Relay output. Adjustable setpoint and hysteresis on the front panel. Hysteresis adjustable: $\pm 0.5\text{-}20\%$. Inversion (inv) of relay function on connection of jumper. Automatic locking (latch) on connection of jumper.	PXL-20 Threshold relay for process signal. Solid state relay output. Adjustable setpoint and hysteresis on the front panel. Hysteresis adjustable: $\pm 0.5\text{-}20\%$. Inversion (inv) of relay function on connection of jumper. Automatic locking (latch) on connection of jumper.	PXU-20 Linear process signal converter with galvanic isolation between input and output signals. Input selection via switch on the front panel. Output selection via choice of terminals. Offset/gain (zero/span) adjustable on the front panel: $\pm 5\%$.																		
Ordering Code Example	PXL-10.230	PXL-20.230	PXU-20.924																		
Input Signal	0-5V DC 0-10V DC -10 - +10V DC 0-20mA DC 4-20mA DC Selected via switch on the front panel. Impedance (V): Approx. 100 kOhm Impedance (I): 50 Ohm Upper frequency limit: 30Hz	0-5V DC 0-10V DC -10 - +10V DC 0-20mA DC 4-20mA DC Selected via switch on the front panel. Impedance (V): Approx. 100 kOhm Impedance (I): 50 Ohm Upper frequency limit: 30Hz	0-5V DC 0-10V DC -10 - +10VDC 0-20mA DC 4-20mA DC Selected via switch on the front panel. Impedance (V): Approx. 100 kOhm Impedance (I): 50 Ohm Upper frequency limit: 30Hz																		
Supply Voltage	<table border="0"> <tr><td>24V DC</td><td>924</td></tr> <tr><td>115V AC/24V AC</td><td>115</td></tr> <tr><td>230V AC/24V AC</td><td>230</td></tr> </table>	24V DC	924	115V AC/24V AC	115	230V AC/24V AC	230	<table border="0"> <tr><td>24V DC</td><td>924</td></tr> <tr><td>115V AC/24V AC</td><td>115</td></tr> <tr><td>230V AC/24V AC</td><td>230</td></tr> </table>	24V DC	924	115V AC/24V AC	115	230V AC/24V AC	230	<table border="0"> <tr><td>24V DC</td><td>924</td></tr> <tr><td>24V AC</td><td>024</td></tr> <tr><td>115-230V AC</td><td>230</td></tr> </table>	24V DC	924	24V AC	024	115-230V AC	230
24V DC	924																				
115V AC/24V AC	115																				
230V AC/24V AC	230																				
24V DC	924																				
115V AC/24V AC	115																				
230V AC/24V AC	230																				
24V DC	924																				
24V AC	024																				
115-230V AC	230																				
Output Signal	Relay SPDT 8A/240V AC 	Solid state relay (NO/NC) 100mA/ $\pm 35\text{V}$ DC 	4-20mA DC (max. 500 Ohm) 0-20mA DC (max. 500 Ohm) 0-10V DC (via internal 500 Ohm shunt) 2-10V DC (via internal 500 Ohm shunt) Selected via terminals. 																		
Isolation	3,75kV AC (input, supply and output)  3,75kV AC, 1 minute	3,75kV AC (input, supply and output)  3,75kV AC, 1 minute	3,75kV AC (input, supply and output)  3,75kV AC, 1 minute																		

																																																																																																															
<p>PXT-10/11</p> <p>Conversion of signal from 2/3-wire Pt-100 or Pt-1000 probe. -50-300°C in two ranges. Offset/gain (zero/span) adjustable on the front panel: ± 5%. Output selection via choice of terminals.</p>	<p>PXF-10</p> <p>Conversion of analogue process signals to frequency. Can be used on PLC with digital pulse counting input for measuring analogue process signals. Input selection via switch on the front panel. Offset/gain (zero/span) adjustable on the front panel: ± 5%. Two standard output ranges. Output selection via choice of terminals.</p>	<p>PXF-20</p> <p>Conversion of frequency to analogue process signals from NPN, PNP or Namur switch. Input selection via switch on the front panel. Offset/gain (zero/span) adjustable on the front panel: ± 5%. Output selection via choice of terminals.</p>	<p>PXR-10</p> <p>Resistance to analogue converter for the conversion of a resistance to an analogue process signal with galvanic isolation. A typical application would be to convert a resistor probe to an analogue input of a PLC and provide galvanic isolation between input and output.</p>																																																																																																												
<p>PXT-10.115</p>	<p>PXF-10.230.1</p>	<p>PXF-20.230</p>	<p>PXR-10.230</p>																																																																																																												
<p>-50-100 °C -50-300 °C Selected via terminals. Temperature drift < 0.05%/°C</p> <table border="1" data-bbox="245 856 454 903"> <tr> <td>Pt-100</td> <td>10</td> </tr> <tr> <td>Pt-1000</td> <td>11</td> </tr> </table>	Pt-100	10	Pt-1000	11	<p>0-5V DC 0-10V DC -10 - +10V DC 0-20mA DC 4-20mA DC Selected via switch on the front panel. Impedance (V): Approx. 1 MOhm Impedance (I): 50 Ohm</p>	<p>0-100Hz 0-500Hz 0-1000Hz 0-2000Hz 0-5000Hz Selected via switch on the front panel. Internal supply for sensors (max. 10mA).</p>	<p>0-5kOhm 0-1kOhm Selected via coding Y3-Z3</p>																																																																																																								
Pt-100	10																																																																																																														
Pt-1000	11																																																																																																														
<table border="1" data-bbox="245 1045 526 1134"> <tr> <td>24V DC</td> <td>924</td> </tr> <tr> <td>24V AC</td> <td>024</td> </tr> <tr> <td>115V AC</td> <td>115</td> </tr> <tr> <td>230V AC</td> <td>230</td> </tr> </table>	24V DC	924	24V AC	024	115V AC	115	230V AC	230	<table border="1" data-bbox="526 1045 807 1134"> <tr> <td>24V DC</td> <td>924</td> </tr> <tr> <td>24V AC</td> <td>024</td> </tr> <tr> <td>115V AC</td> <td>115</td> </tr> <tr> <td>230V AC</td> <td>230</td> </tr> </table>	24V DC	924	24V AC	024	115V AC	115	230V AC	230	<table border="1" data-bbox="807 1045 1088 1092"> <tr> <td>12-48V AC/DC</td> <td>924</td> </tr> <tr> <td>115-230V AC</td> <td>230</td> </tr> </table>	12-48V AC/DC	924	115-230V AC	230	<table border="1" data-bbox="1088 1045 1369 1092"> <tr> <td>12-48V AC/DC</td> <td>924</td> </tr> <tr> <td>115-230V AC</td> <td>230</td> </tr> </table>	12-48V AC/DC	924	115-230V AC	230																																																																																				
24V DC	924																																																																																																														
24V AC	024																																																																																																														
115V AC	115																																																																																																														
230V AC	230																																																																																																														
24V DC	924																																																																																																														
24V AC	024																																																																																																														
115V AC	115																																																																																																														
230V AC	230																																																																																																														
12-48V AC/DC	924																																																																																																														
115-230V AC	230																																																																																																														
12-48V AC/DC	924																																																																																																														
115-230V AC	230																																																																																																														
<p>4-20mA DC (max. 500 Ohm) 0-20mA DC (max. 500 Ohm) 0-10V DC (via internal 500 Ohm shunt) 2-10V DC (via internal 500 Ohm shunt) Selected via terminals.</p> <table border="1" data-bbox="245 1323 511 1501"> <thead> <tr> <th>Terminal</th> <th>4-20mA</th> <th>0-20mA</th> <th>0-10V</th> <th>2-10V</th> </tr> </thead> <tbody> <tr> <td>0_{out}</td> <td>○</td> <td>○</td> <td>○</td> <td>○</td> </tr> <tr> <td>1_{out}</td> <td>○</td> <td>○</td> <td>○</td> <td>○</td> </tr> <tr> <td>V_{out}</td> <td colspan="2">○</td> <td>○</td> <td>○</td> </tr> <tr> <td>Z1</td> <td colspan="2">]</td> <td>]</td> <td>]</td> </tr> <tr> <td>Z2</td> <td colspan="2">]</td> <td>]</td> <td>]</td> </tr> </tbody> </table>	Terminal	4-20mA	0-20mA	0-10V	2-10V	0 _{out}	○	○	○	○	1 _{out}	○	○	○	○	V _{out}	○		○	○	Z1]]]	Z2]]]	<p>0-50Hz, 50% duty cycle } 0-5kHz, 50% duty cycle } 1 0-10kHz, 50% duty cycle } 0-40Hz, 50% duty cycle } 2 0-4kHz, 50% duty cycle } 0-8kHz, 50% duty cycle }</p> <table border="1" data-bbox="526 1323 747 1501"> <thead> <tr> <th>Terminal</th> <th>NPN</th> <th>PNP</th> </tr> </thead> <tbody> <tr> <td>+out</td> <td>○</td> <td>○</td> </tr> <tr> <td>-out</td> <td>○</td> <td>○</td> </tr> <tr> <td>Z1</td> <td>]</td> <td>]</td> </tr> <tr> <td>Z2</td> <td>]</td> <td>]</td> </tr> <tr> <td>Z3</td> <td>]</td> <td>]</td> </tr> </tbody> </table> <p>8/10kHz 4/5kHz 40/50kHz</p>	Terminal	NPN	PNP	+out	○	○	-out	○	○	Z1]]	Z2]]	Z3]]	<p>4-20mA DC (max. 500 Ohm) 0-20mA DC (max. 500 Ohm) 0-10V DC (via internal 500 Ohm shunt) 2-10V DC (via internal 500 Ohm shunt) Selected via terminals.</p> <table border="1" data-bbox="807 1323 1071 1501"> <thead> <tr> <th>Terminal</th> <th>4-20mA</th> <th>0-20mA</th> <th>0-10V</th> <th>2-10V</th> </tr> </thead> <tbody> <tr> <td>0_{out}</td> <td>○</td> <td>○</td> <td>○</td> <td>○</td> </tr> <tr> <td>1_{out}</td> <td>○</td> <td>○</td> <td>○</td> <td>○</td> </tr> <tr> <td>V_{out}</td> <td colspan="2">○</td> <td>○</td> <td>○</td> </tr> <tr> <td>Z1</td> <td colspan="2">]</td> <td>]</td> <td>]</td> </tr> <tr> <td>Z2</td> <td colspan="2">]</td> <td>]</td> <td>]</td> </tr> </tbody> </table>	Terminal	4-20mA	0-20mA	0-10V	2-10V	0 _{out}	○	○	○	○	1 _{out}	○	○	○	○	V _{out}	○		○	○	Z1]]]	Z2]]]	<p>4-20mA DC (max. 500 Ohm) 0-20mA DC (max. 500 Ohm) 0-10V DC (via internal 500 Ohm shunt) 2-10V DC (via internal 500 Ohm shunt) Selected via terminals.</p> <table border="1" data-bbox="1088 1323 1356 1501"> <thead> <tr> <th>Terminal</th> <th>4-20mA</th> <th>0-20mA</th> <th>0-10V</th> <th>2-10V</th> </tr> </thead> <tbody> <tr> <td>0_{out}</td> <td>○</td> <td>○</td> <td>○</td> <td>○</td> </tr> <tr> <td>1_{out}</td> <td>○</td> <td>○</td> <td>○</td> <td>○</td> </tr> <tr> <td>V_{out}</td> <td colspan="2">○</td> <td>○</td> <td>○</td> </tr> <tr> <td>Z1</td> <td colspan="2">]</td> <td>]</td> <td>]</td> </tr> <tr> <td>Z2</td> <td colspan="2">]</td> <td>]</td> <td>]</td> </tr> </tbody> </table>	Terminal	4-20mA	0-20mA	0-10V	2-10V	0 _{out}	○	○	○	○	1 _{out}	○	○	○	○	V _{out}	○		○	○	Z1]]]	Z2]]]
Terminal	4-20mA	0-20mA	0-10V	2-10V																																																																																																											
0 _{out}	○	○	○	○																																																																																																											
1 _{out}	○	○	○	○																																																																																																											
V _{out}	○		○	○																																																																																																											
Z1]]]																																																																																																											
Z2]]]																																																																																																											
Terminal	NPN	PNP																																																																																																													
+out	○	○																																																																																																													
-out	○	○																																																																																																													
Z1]]																																																																																																													
Z2]]																																																																																																													
Z3]]																																																																																																													
Terminal	4-20mA	0-20mA	0-10V	2-10V																																																																																																											
0 _{out}	○	○	○	○																																																																																																											
1 _{out}	○	○	○	○																																																																																																											
V _{out}	○		○	○																																																																																																											
Z1]]]																																																																																																											
Z2]]]																																																																																																											
Terminal	4-20mA	0-20mA	0-10V	2-10V																																																																																																											
0 _{out}	○	○	○	○																																																																																																											
1 _{out}	○	○	○	○																																																																																																											
V _{out}	○		○	○																																																																																																											
Z1]]]																																																																																																											
Z2]]]																																																																																																											
<p>3,75kV AC (input/output and supply)</p>  <p>3,75kV AC, 1 minute</p>	<p>3,75kV AC (input, supply and output)</p>  <p>3,75kV AC, 1 minute</p>	<p>3,75kV AC (input/output and supply)</p>  <p>3,75kV AC, 1 minute</p>	<p>3,75kV AC (input/output and supply)</p>  <p>3,75kV AC, 1 minute</p>																																																																																																												



PXR-10

Resistance to analogue converter for the conversion of a resistance to an analogue process signal with galvanic isolation. A typical application would be to convert a resistor probe to an analogue input of a PLC and provide galvanic isolation between input and output.

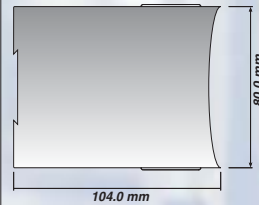


PXC-10

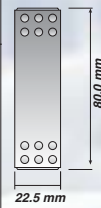
Signal converter for the conversion of an AC current signal to an analogue process signal. A typical application would be to convert a signal from a Current Transformer measuring high current to an analogue input of a PLC.

Mechanical Dimensions

Side



Front



Terminals:

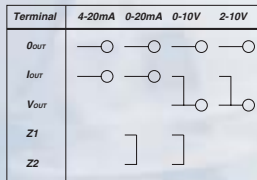
Combi notch-screw terminals:
Recommended torque moment:
0.5Nm (max. 0.7Nm).
Up to 2 x 2.5mm² (2 x 1.5mm² with casings).

PXR-10.230

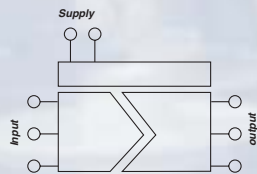
0-5kOhm
0-1kOhm
Selected via coding between terminals.

12-48V AC/DC **924**
115-230V AC **230**

4-20mA DC (max. 500 Ohm)
0-20mA DC (max. 500 Ohm)
0-10V DC (via internal 500 Ohm shunt)
2-10V DC (via internal 500 Ohm shunt)
Selected via terminals.



3,75kV AC (input, supply and output)



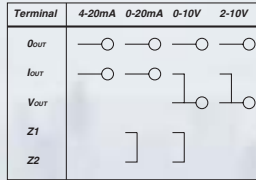
3,75kV AC, 1 minute

PXC-10.230

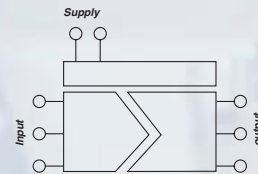
0-1A AC
0-5A AC
Selected via choice of terminals.

12-48V AC/DC **924**
115-230V AC **230**

4-20mA DC (max. 500 Ohm)
0-20mA DC (max. 500 Ohm)
0-10V DC (via internal 500 Ohm shunt)
2-10V DC (via internal 500 Ohm shunt)
Selected via terminals.



3,75kV AC (input, supply and output)



3,75kV AC, 1 minute

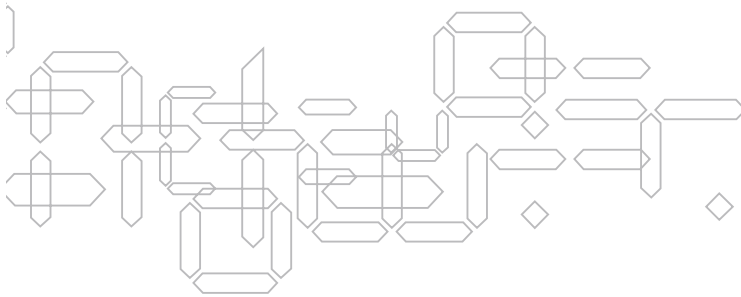


BRODERSEN

simplifying process



The **BRODERSEN** group has for more than 30 years supplied industrial process components including remote outstations, data loggers and communication modules for the process and automation industry.



Denmark:
Brodersen Controls A/S
Industrivej 3
DK-4000 Roskilde
Tel.: +45 46 74 00 00
Fax: +45 46 75 73 36
bc@brodersencontrols.com
www.brodersencontrols.com

Germany:
Brodersen Automation GmbH
Düsseldorfer Str. 138
D-45481 Mülheim a. d. Ruhr
Tel.: +49 (208) 46954-0
Fax: +49 (208) 46954-50
ba@brodersen.de
www.brodersen.de

United Kingdom:
Brodersen Control Systems Ltd.
Canbury Business Park, Unit 11
Elm Crescent, Kingston upon Thames
Surrey KT2 6HJ
Tel.: +44 (0) 20 8546 4283
Fax: +44 (0) 20 8547 3628
bcs@brodersen.co.uk
www.brodersen.co.uk