







## Interbus Slave Fo - Interbus Slave Fo



The Anybus X-gateway copies I/O-data in both directions thus enabling data exchange between the two networks. Default I/O configuration is 20 bytes Input and 20 bytes Output. Changing default settings is very simple and is carried out using the RS232 configuration port and a standard terminal interface on a PC, such as Hyper Terminal for Windows.

The gateway consists of two independent Interbus Interfaces, galvanically and logically isolated.

Each of the two Interbus 2MBit/s interfaces with a Fiber Optic bus-interface is an important complement to the standard module for copper based cabling. The Fiber Optic module is based on the OPC chipset from Pheonix, which gives support for optical diagnostics. This means the unit has a high EMC immunity and also a very low EMC emission. The Interbus interface 2Mbit/s module is a slave node that can be read from/written to by an Interbus master. Interbus has two ways of exchanging data; one through fast cyclical I/O data called 'Process Data', and one through a somewhat slower protocol called PCP, which is mainly used for configuration purposes. It supports Interbus PCP V2.0. The module supports up to 10 words of data on the bus, out of which up to four words can be used for PCP.

KEY FEATURES	
	Logically separated Interbus interfaces
	Up to 10 words of Interbus Process data
	PCP v2.0 (0, 1, 2 or 4 words)
	Fiber Optic features FSMA standard connectors conforming to IEC874-2 and DIN47258
	Based on OPC chipset with support for optical diagnostics
	Transmission Media: Plastic fibre, core 180um, clad 1000um: HCS (glass) fibre, core 200um, clad 230 um

TECHNICAL SPECIFICATIONS	
<b>Size:</b>	126 mm x 110 mm x 42 mm
<b>Power Supply:</b>	24 VDC (±10%)
<b>Temperature:</b>	0-65°C
<b>Current Consump:</b>	max 300 mA
<b>Baud Rate:</b>	500Kbit/s or 2Mbit/s
<b>I/O Input:</b>	Default 20 bytes, max 512 bytes (max 20 bytes as I/O on Interbus)
<b>I/O Output:</b>	Default 20 bytes, max 512 bytes (max 20 bytes as I/O on Interbus)
<b>Mech Rating:</b>	IP20/Nema1
<b>Config Method:</b>	Windows Hyper Terminal
<b>UL certification:</b>	E203225, Listed 67AM, UL-1604 Class 1, Div 2, GP A, B, C, D, Temp Code T4
<b>ATEX certification:</b>	ATEX 135419, II 3 G, EEx nL IIC T4, DEMKO 03
<b>Power supply connector:</b>	2-pole 5.08 mm Phoenix pluggable screw connector
<b>Interbus connectors:</b>	HFBR-2505C and HFBR-1505C
<b>Price Group:</b>	C
<b>Order Code:</b>	AB7888